

COUNTERTOP CURVED GLASS REFRIGERATED DISPLAY WITH DUAL ACCESS

ITEM NUMBER: 16000-130 | 16000-131 | 16000-132



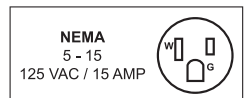
ITEM NUMBER 16000-131
Product may not be exactly as shown

DISPLAY YOUR FOOD PRODUCTS AND INCREASE IMPULSE SALES

Zanduco's Countertop Curved Glass Refrigerated Displays with dual access are perfect for supermarkets and sandwich shops. This unit features an attractive smooth finish, curved glass, and stainless steel body. Comes with digital temperature controller and automatic defrost system. The sliding doors in front and back allow for easy access to the product while still maintaining the quality of the refrigerated merchandise.



**LIMITED
WARRANTY**
PARTS AND LABOR



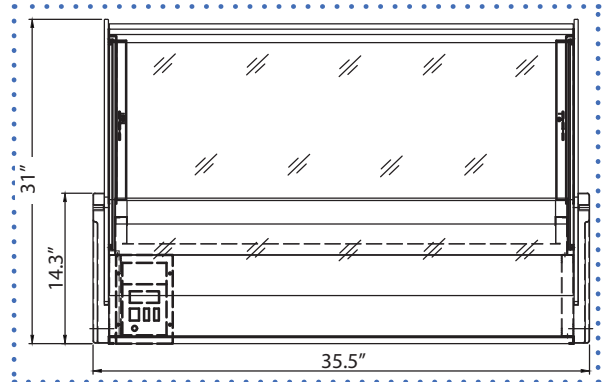
REFRIGERATION

36-INCH CURVED GLASS REFRIGERATED DISPLAY WITH DUAL ACCESS - 4.94 CU.FT.



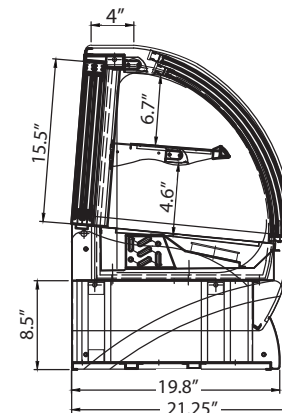
FEATURES

- Sliding doors in front and back
- #304 Stainless Steel exterior and interior
- Forced air circulation system
- High quality digital temperature controller
- Middle or high back pressure hermetic compressor
- Automatic defrost system
- R134a Gas, Ozone friendly



TECHNICAL DETAILS

ITEM NUMBER	16000-130
TEMPERATURE RANGE	2°C - 5°C / 36°F - 41°F
CAPACITY (L./CU.FT)	140 L / 4.94 cu. ft.
POWER	0.425 kW
CURRENT	2.64A
REFRIGERANT	R134a
NUMBER OF SHELVES	2
ELECTRICAL	110V / 60Hz / 1Ph
INTERIOR DIMENSIONS (DWH)	15.75" x 35.5" x 14.5" / 400 x 901.7 x 368.3 mm
DIMENSIONS (DWH)	21.25" x 35.5" x 31" / 539.75 x 901.7 x 787.4 mm
PACKAGING DIMENSIONS	24" x 38.2" x 37.4" / 609.6 x 970.28 x 949.96 mm
PACKAGING WEIGHT	247 lbs. / 112 kg.



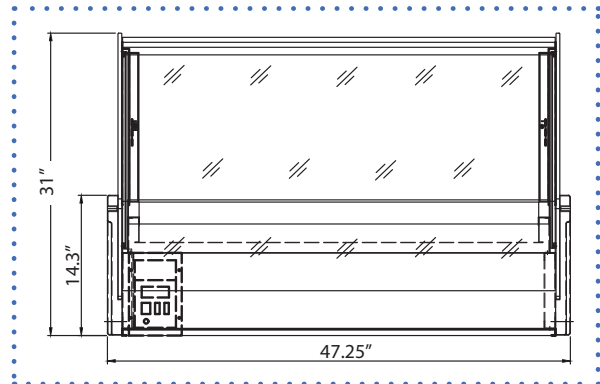
REFRIGERATION

47-INCH CURVED GLASS REFRIGERATED DISPLAY WITH DUAL ACCESS - 6.71 CU.FT.



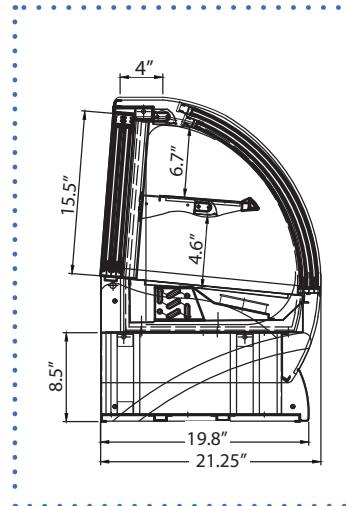
FEATURES

- Sliding doors in front and back
- #304 Stainless Steel exterior and interior
- Forced air circulation system
- High quality digital temperature controller
- Middle or high back pressure hermetic compressor
- Automatic defrost system
- R134a Gas, Ozone friendly



TECHNICAL DETAILS

ITEM NUMBER	16000-131
TEMPERATURE RANGE	2°C - 5°C / 36°F - 41°F
CAPACITY (L./CU.FT)	190 L / 6.71 cu. ft.
POWER	0.451 kW
CURRENT	2.80A
REFRIGERANT	R134a
NUMBER OF SHELVES	2
ELECTRICAL	110V / 60Hz / 1Ph
INTERIOR DIMENSIONS (DWH)	15.75" x 47.25" x 14.5" / 400 x 1200 x 368.3 mm
DIMENSIONS (DWH)	21.25" x 47.25" x 31" / 539.75 x 1200 x 787.4 mm
PACKAGING DIMENSIONS	24" x 50" x 37.4" / 609.6 x 1270 x 949.96 mm
PACKAGING WEIGHT	295 lbs. / 133.81 kg.



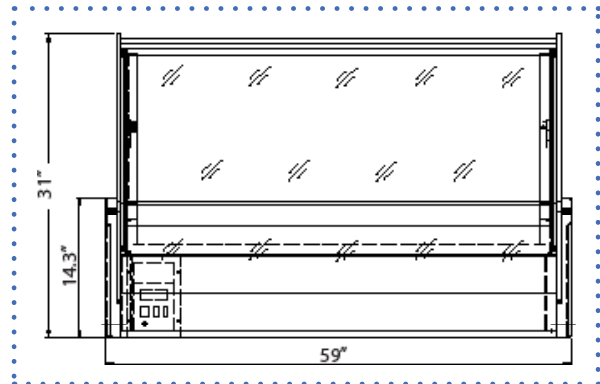
REFRIGERATION

59-INCH CURVED GLASS REFRIGERATED DISPLAY WITH DUAL ACCESS - 7.1 CU.FT.



FEATURES

- Sliding doors in front and back
- #304 Stainless Steel exterior and interior
- Forced air circulation system
- High quality digital temperature controller
- Middle or high back pressure hermetic compressor
- Automatic defrost system
- R134a Gas, Ozone friendly



TECHNICAL DETAILS

ITEM NUMBER	16000-132
TEMPERATURE RANGE	2°C - 5°C / 36°F - 41°F
CAPACITY (L./CU.FT)	240 L / 7.1 cu. ft.
POWER	0.461kW
CURRENT	2.86A
REFRIGERANT	R134a
NUMBER OF SHELVES	2
ELECTRICAL	110V / 60Hz / 1Ph
INTERIOR DIMENSIONS (DWH)	15.75" x 59" x 14.5" / 400 x 1498.6 x 368.3 mm
DIMENSIONS (DWH)	21.25" x 59" x 31" / 539.75 x 1498.6 x 787.4 mm
PACKAGING DIMENSIONS	24" x 61.8" x 37.4" / 609.6 x 156.9 x 949.96 mm
PACKAGING WEIGHT	346 lbs. / 156.9 kg

